



PREPARING YOUR ARRIVAL AT 3iS

Your guide to organizing your study project in France



Your journey starts here. This booklet guides you step by step through all the procedures to complete before your departure: enrollment, visa, housing, budget... You will find all the essential information to prepare for your arrival at 3iS with peace of mind.



Campus
d'Avignon



Campus
de Lyon



Campus
de Nantes

DISCOVER THE 3iS WORLD

ABOUT THE SCHOOL

For nearly 40 years, the International Institute of Image and Sound (3iS) has been training those who dream of telling stories, moving audiences, imagining, and creating. The school supports passionate students who have chosen to turn their passion into a rigorous profession that is both technical, artistic, and deeply human.

Joining 3iS is not just about enrolling in a school. It means becoming part of a creative community—an environment where image, sound, stage, and digital worlds come to life through hands-on projects. Students learn by creating, experimenting, and collaborating in a setting that encourages both artistic expression and professional rigor.

At 3iS, education goes beyond technical skills. It also builds a professional mindset, creative confidence, and the ability to find one's place in constantly evolving industries. Through internships, work-study programs, and strong connections with industry professionals, students gain real-world experience throughout their journey.

Welcome to our world, and thank you for your trust.

*Jean-Claude Walter,
President of the 3iS Group*



Campus de
Bordeaux



Campus
de Paris

CAMPUSES IN FRANCE

3iS has five campuses located in cities known for their artistic vibrancy and strong presence in the creative and audiovisual industries: Paris, Bordeaux, Nantes, Lyon, and Avignon. These inspiring places are where talents, ideas, and projects come together.

The Paris Ouest campus (Élancourt), the historical base of the school, is a true international hub. It hosts most international programs and welcomes students from around 60 nationalities each year, creating a rich, creative, and multicultural environment.

However, 3iS's international outlook extends far beyond this flagship campus. Across all its locations, the school is committed to welcoming and supporting international students. Everywhere, 3iS offers stimulating learning environments that encourage artistic expression, innovation, and exchange.

Joining 3iS means becoming part of a close-knit and inspiring community built on strong values of collaboration, experimentation, and openness to the world.

PROGRAMS OFFERED

3iS offers 7 areas of study that allow students to develop their talents in creative and cultural industries:



FILM &
AUDIOVISUAL



SOUND &
MUSIC



DIGITAL
COMMUNICATION



LIVE EVENTS &
ENTERTAINMENT



ANIMATION &
VIDEO GAMES



ACTING &
THEATRE

FRENCH AS A
FOREIGN LANGUAGE



BUILDING YOUR PROJECT

Studying in France is a rewarding experience that requires preparation in several steps. To ensure the success of your project, certain procedures are essential before your departure.

REGISTERING ON THE CAMPUS FRANCE PLATFORM

In many countries, registering on the Campus France platform is a mandatory step to study in France. This platform allows you to:

- centralize your applications in a single file
- track the progress of your study project
- receive support with your procedures
- access official information about studying and living in France

In some cases, an academic interview may be organized to validate the consistency of your project.

Once your file is approved by Campus France, you can begin your student visa application. To learn more: <https://www.campusfrance.org/fr>.



GETTING ADMITTED TO 3iS

To join 3iS, you must submit an online application.

- 1 Go to the application platform:
<https://3is-international.com/become-a-student/apply/>
- 2 Create your account
- 3 Complete your application (information + required documents)
- 4 Submit your application

After your profile is reviewed, you will receive:

- an admission letter
- or a pre-enrollment certificate

These documents are essential for the next steps, especially your visa application.

You can contact the international team at any stage:
international@3is.fr.

GOOD TO KNOW

- You can be supported throughout the entire process
- Do not wait until the last minute to apply

The international programs offered by 3iS are recognized by the French State. They lead to:

- certifications registered in the RNCP (National Directory of Professional Certifications)
- or the DESTIS, a state-recognized diploma



KEY POINTS TO REMEMBER

Registration on Campus France is often mandatory

- ✓ Admission to 3iS is required to apply for a visa
- ✓ Plan these steps several months in advance

WHAT THIS MEANS FOR YOU

- a diploma officially recognized in France
- better recognition by employers
- skills validated according to professional standards





OBTAINING YOUR VISA

The student visa is an essential step to study in France. It allows you to legally stay in the country for the entire duration of your studies.

PREPARING YOUR VISA APPLICATION

Before submitting your application, make sure you gather all required documents:

- a valid passport
- a Campus France certificate (if applicable)
- your 3iS admission letter
- proof of financial resources
- proof of accommodation in France
- health insurance
- your diplomas and transcripts
- proof of language proficiency (if required)

Requirements may vary depending on your country—always check with local authorities.

APPLYING FOR YOUR VISA

The student visa application is done online via the official France-Visas platform.

Main steps:

- 1 Create an account: <https://france-visas.gouv.fr/>
- 2 Fill in the online form
- 3 Book an appointment at the consulate or visa center
- 4 Submit your application and attend an interview if required
- 5 Provide biometric data (fingerprints and photo)
- 6 Pay the visa fees

RECEIVING YOUR VISA

Processing times vary depending on the country and time of year.

Once you receive your visa, check:

your name
validity dates
type of visa

VALIDATING YOUR VISA AFTER ARRIVAL (VLS-TS)

If you have a long-stay visa equivalent to a residence permit (VLS-TS), you must validate it after arriving in France.

Deadline:

Within 3 months of your arrival

WHY IS THIS IMPORTANT?

Validation allows you to:

- stay legally in France during your studies
- access your rights (healthcare, housing, banking, etc.)

HOW TO VALIDATE YOUR VISA

- 1 Go to the official website: <https://administration-etrangers-en-france.interieur.gouv.fr>
- 2 Create your account
- 3 Enter your visa details
- 4 Provide your address in France
- 5 Pay the validation fee
- 6 Download your certificate



KEY POINTS TO REMEMBER

- ✓ The visa is requested before departure
- ✓ Validation is done after arrival
- ✓ This step is mandatory

MISTAKE TO AVOID

Forgetting to validate your visa
→ **this puts you in an illegal situation**



FINDING ACCOMMODATION

To complete your administrative procedures (especially concerning your visa), you must have a housing address in France.





HOUSING OPTIONS

The 3iS Bordeaux campus is located in Bègles, near Bordeaux—a dynamic area ideal for students.

In Bordeaux and its metropolitan area, you benefit from:

✓ A wide variety of housing options:

- student residences
- private studios or apartments
- shared housing
- homestays

✓ Excellent accessibility:

- efficient public transport network
- quick access to Bordeaux and surrounding areas

✓ A vibrant student life:

- cultural and sports activities
- student events and associations

The local area offers practical support:

- help with your housing search
- information about local life
- access to cultural and sports facilities
- assistance with certain administrative procedures

You can also look for accommodation through:

- real estate agencies or private listings
- shared housing (affordable and social)
- private student residences (Studently...)
- specialized online platforms
- temporary housing (hotel residences, short-term rentals)
- alternative solutions (intergenerational housing, youth hostels)

3iS SUPPORT

3iS can help you with your housing search:

- local contacts and partners
- personalized support based on your situation



KEY POINTS TO REMEMBER

- ✓ The earlier you start searching, the more options you have
- ✓ Always check the reliability of listings
- ✓ Choose housing close to public transport

PRACTICAL TIP

If you are unsure:

- start with temporary accommodation
- then look for long-term housing once you are there

UNDERSTANDING KEY HOUSING REQUIREMENTS

Guarantor & Security Deposit

When renting an accommodation, you may be asked for:

- A guarantor: someone who agrees to pay your rent if you are unable to
- A security deposit: an amount paid at the beginning and returned at the end if everything is in order

Home Insurance (MANDATORY)

You must have insurance for your accommodation.

- ✓ It covers : fire, water damage, civil liability...
- ✓ You can subscribe:
 - through your bank
 - with an insurance company
 - online (student offers available)

Make sure to subscribe before moving in, so you are covered from day one.

Avoiding Scams

Never pay before visiting the accommodation

Never sign anything without verifying the landlord

Always check:

- the landlord's identity
- that the property actually exists

CONTACTS FOR SUPPORT

Need help with housing? Contact your campus representative:

3iS Paris

Agnes Pernot – apernot@3is.fr
Yonaye Gondje – ygondje@3is.fr

3iS Nantes

Stéphanie Gonot – sgonot@3is.fr
Agathe Saugey – asaugey@3is.fr

3iS Bordeaux

Jocelyn Lesne – jlesne@3is.fr

3iS Avignon

Fanny Vaquéro – fvaquero@3is.fr

3iS Lyon

Chahinez Zedazi - czedazi@3is.fr

The 3iS teams are here to support you at every step and ensure your installation in France goes as smoothly as possible.



PLANNING YOUR BUDGET

UNDERSTANDING TUITION FEES

Tuition fees for each program are available on the 3iS website:

<https://3is-education.fr/formations>

Payment is made by bank transfer using the RIB/IBAN provided to you, along with a schedule of payment deadlines.

IDENTIFYING AVAILABLE FINANCIAL AID

Financing your studies in France requires planning ahead. Several types of financial aid are available for international students, in addition to those offered by 3iS. Aid depends on your situation (nationality, status, academic background).

MAIN SCHOLARSHIPS

French Government Scholarships

- via Campus France
 - excellence programs (e.g., Eiffel)
 - specific aid depending on your profile
- May cover:
- tuition fees
 - living expenses
 - sometimes housing and transport

Emergency Aid

- exceptional support from CROUS
 - occasional assistance after social evaluation
- Useful in case of unexpected difficulties

Other Funding Sources

- scholarships from your home country
 - foundations and international organizations
 - cooperation programs
- Often can be combined



WHERE TO LOOK:

<https://www.campusfrance.org/fr>
<https://www.campusfrance.org/fr/bourses-etudiants-etranagers>

KEY POINTS TO REMEMBER

- ✓ Aid varies depending on your profile
- ✓ Some aid can be combined
- ✓ Places are very limited

KEY TIP

→ Start your applications several months in advance
→ Apply for multiple scholarships to maximize your chances

3iS FINANCIAL SUPPORT

3iS does not offer scholarships upon entry, but provides internal financial aid starting from the second year.

Who is eligible?

- ✓ returning students
- ✓ all campuses and programs

Selection criteria:

- financial situation
- seriousness and commitment
- attendance

These aids support motivated students facing financial difficulties.

WORK-STUDY OPPORTUNITIES (APPRENTICESHIP)

Some 3iS programs are available through work-study.

Benefits:

- ✓ professional experience in a company
- ✓ fully or partially funded education
- ✓ monthly salary

/!\ For non-EU international students:

Access depends on your status:

- generally possible after 1 year of study in France
- requires a work permit
- conditions vary depending on the program

WHAT YOU SHOULD DO

- ✓ Ask 3iS about work-study programs
- ✓ Anticipate administrative procedures



OTHER STUDENT BENEFITS

Even without a scholarship, several systems help reduce daily expenses:

Food

- ✓ Upcohesia card

Healthcare

- ✓ access to free or low-cost health services
- ✓ medical consultations
- ✓ psychological support (Nightline)

Student Discounts

In France, student status gives you access to many discounts:

- transport (reduced subscriptions)
- cinema, museums, events
- university restaurants
- certain shops and services

These are part of the French student support system.

ESTIMATING YOUR COST OF LIVING IN FRANCE

Your budget depends on your lifestyle, housing, and city.

Estimated monthly expenses:

- Housing: €350 to €800
- Food: €200 to €300
- Transport: €30 to €75
- Other (leisure, phone, supplies...): €100 to €200
- = Total budget: €900 to €1,400 per month

Example (3iS student):


- Housing: €600
 - Food: €250
 - Transport: €40
 - Other: €120
- Total: ~€1,010/month

GOOD TO KNOW

- Your budget may vary depending on your lifestyle
- Some financial aid can reduce expenses
- Housing has the biggest impact on your budget

TIP

Plan a safety margin of €100–€200 for the first few months.





YOUR ACTION PLAN

OUR RECOMMANDATION FOR A
SMOOTH ARRIVAL IN FRANCE

4 TO 8 MONTHS BEFORE DEPARTURE

- Register on Campus France
- Apply to 3iS
- Start planning your budget

3 TO 5 MONTHS BEFORE

- Receive your admission
- Apply for your visa
- Start searching for accommodation

2 TO 3 MONTHS BEFORE

- Finalize and book your accommodation
- Track your visa application progress

AT LEAST 1 MONTH BEFORE

- Book your transportation (plane, train, etc.)
- Prepare all important documents (originals + copies)

UPON ARRIVAL IN FRANCE

- Validate your visa (VLS-TS)
- Open a bank account
- Register for social security

FINAL TIP

Plan as early as possible: it will give you more peace of mind and more options. Don't hesitate to contact the 3iS teams at every step—they are there to support you and ensure your journey is smooth and secure.

